



## LEASE RATE: \$18/SF NNN | 5,000 SF IN-LINE SPACE

### DEMOGRAPHICS

	1 mile	3 miles	5 miles
Estimated Population	15,249	65,510	187,632
Avg. Household Income	\$117,622	\$126,157	\$122,970

- Turn key 5,000 SF restaurant space available
- One of Lenexa's best retail locations
- Over 90% occupied shopping center - 40,000 SF
- Join Rudy's Tenampa Taqueria, Westlake Hardware, Pride Cleaners and many more
- Great signage and visibility from 87th & Lackman Road
- Great corner location across from major grocery store
- Busy Johnson County site with excellent demographics
- Intersection carries over 34,000 cars per day



CLICK HERE TO VIEW MORE  
LISTING INFORMATION

For More Information Contact:

DARREN SIEGEL | 816.412.7377 | [dsiegel@blockandco.com](mailto:dsiegel@blockandco.com)  
WILL SANDERS | 816.412.7311 | [wsanders@blockandco.com](mailto:wsanders@blockandco.com)  
DAVID BLOCK | 816.412.7400 | [dblock@blockandco.com](mailto:dblock@blockandco.com)

Exclusive Agents





# COUNTRY HILL SHOPPING CENTER

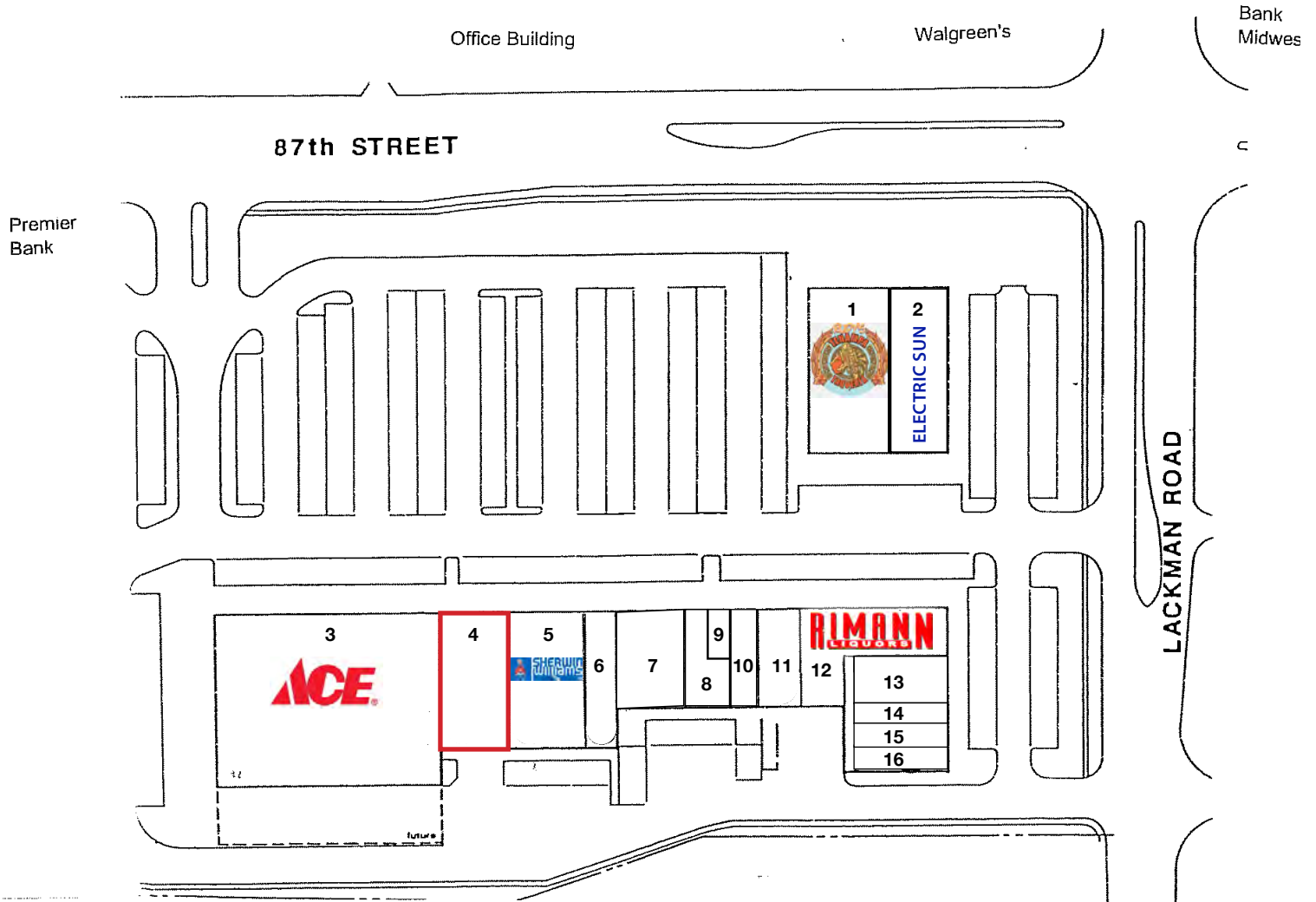
87th Street Parkway & Lackman Road, Lenexa, Kansas

AERIAL





## SITE PLAN

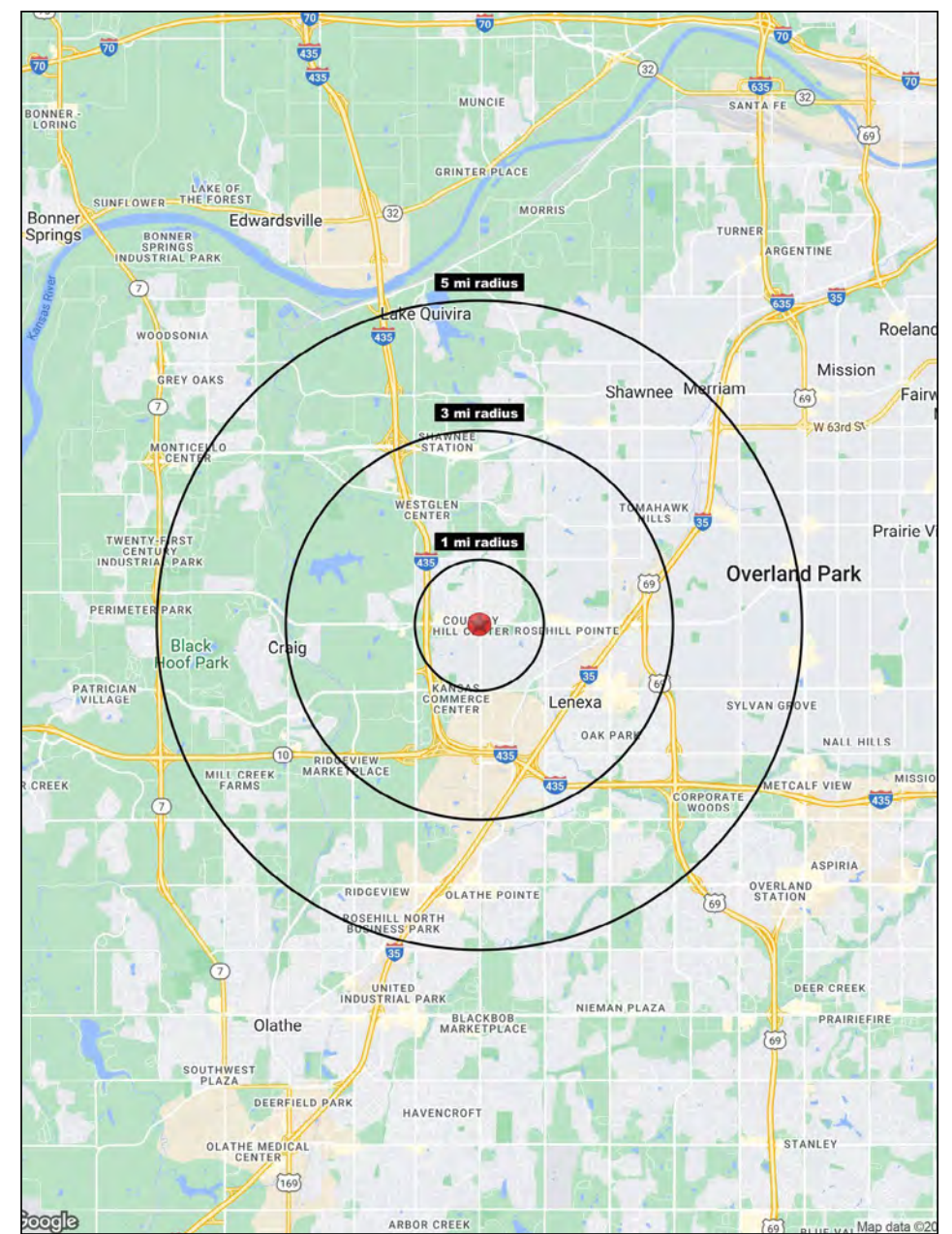
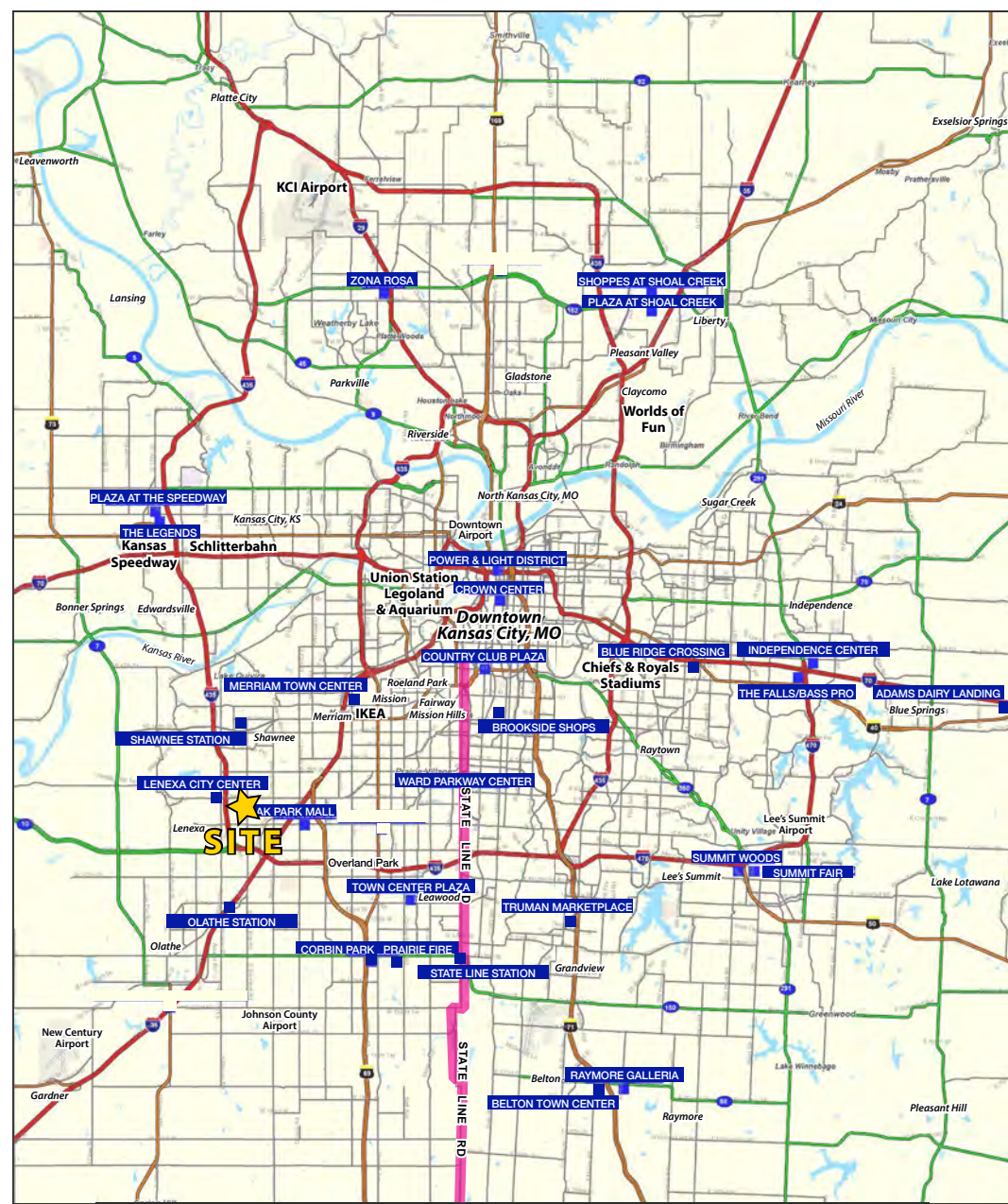


#	Name	SF	Address
1	Rudy's Tenampa Taqueria	4,678 SF	8710 Lackman Road
2	Electric Sun Tanning	3,500 SF	8700 Lackman Road
3	Westlake Hardware	20,329 SF	15225 W. 87th Parkway
4	AVAILABLE	5,000 SF	15221 W. 87th Parkway
5	Sherwin Williams	5,625 SF	15217 W. 87th Parkway
6	Vapor Maven	1,220 SF	15213 W. 87th Parkway
7	Stern Hair Body Salon	3,500 SF	15205-15209 W. 87th Parkway
8	Timmer Chiropractic	1,575 SF	15203 W. 87th Parkway
9	State Farm Insurance	525 SF	15201 W. 87th Parkway
10	Boba Love	1,400 SF	15131 W. 87th Parkway
11	Lucky Wok Restaurant	2,100 SF	15129 W. 87th Parkway
12	Rimann Liquors	4,690 SF	15117 W. 87th Parkway
13	Pakway Animal Hospital	2,250 SF	8734 Lackman Road
14	Daylight Donuts	1,050 SF	8736 Lackman Road
15	Wolf Martial Arts	1,190 SF	8738 Lackman Road
16	Pride Cleaners	1,260 SF	8740 Lackman Road



# COUNTRY HILL SHOPPING CENTER

87th Street Parkway & Lackman Road, Lenexa, Kansas



Block & Company, Inc., Realtors | 605 W. 47th Street, Ste. 200, Kansas City, MO 64112 | 816.753.6000 | [www.blockandco.com](http://www.blockandco.com)



All information furnished regarding property for sale or lease is from sources deemed reliable, but no warranty or representation is made as to the accuracy thereof and the same is subject to errors, omissions, changes of prices, rental or other conditions, prior sale or lease or withdrawal without notice.





# COUNTRY HILL SHOPPING CENTER

87th Street Parkway & Lackman Road, Lenexa, Kansas

87th Street Parkway & Lackman Road Lenexa, KS 66215	1 mi radius	3 mi radius	5 mi radius
<b>Population</b>			
2023 Estimated Population	15,249	65,510	187,632
2028 Projected Population	15,565	67,203	195,360
2020 Census Population	15,077	64,288	184,151
2010 Census Population	13,923	59,925	172,692
Projected Annual Growth 2023 to 2028	0.4%	0.5%	0.8%
Historical Annual Growth 2010 to 2023	0.7%	0.7%	0.7%
2023 Median Age	40.7	39.5	39.3
<b>Households</b>			
2023 Estimated Households	6,574	28,318	81,223
2028 Projected Households	6,877	29,765	86,622
2020 Census Households	6,427	27,470	78,850
2010 Census Households	5,634	24,654	72,477
Projected Annual Growth 2023 to 2028	0.9%	1.0%	1.3%
Historical Annual Growth 2010 to 2023	1.3%	1.1%	0.9%
<b>Race and Ethnicity</b>			
2023 Estimated White	83.7%	78.0%	78.6%
2023 Estimated Black or African American	5.7%	8.4%	7.1%
2023 Estimated Asian or Pacific Islander	3.9%	4.0%	4.1%
2023 Estimated American Indian or Native Alaskan	0.2%	0.3%	0.3%
2023 Estimated Other Races	6.6%	9.3%	9.8%
2023 Estimated Hispanic	6.1%	9.3%	9.9%
<b>Income</b>			
2023 Estimated Average Household Income	\$117,622	\$126,157	\$122,970
2023 Estimated Median Household Income	\$105,870	\$97,843	\$99,757
2023 Estimated Per Capita Income	\$50,746	\$54,614	\$53,330
<b>Education (Age 25+)</b>			
2023 Estimated Elementary (Grade Level 0 to 8)	2.3%	2.2%	2.0%
2023 Estimated Some High School (Grade Level 9 to 11)	1.3%	2.2%	2.5%
2023 Estimated High School Graduate	11.9%	13.9%	15.5%
2023 Estimated Some College	21.0%	20.6%	19.5%
2023 Estimated Associates Degree Only	6.9%	8.4%	8.3%
2023 Estimated Bachelors Degree Only	35.6%	34.0%	32.8%
2023 Estimated Graduate Degree	20.8%	18.7%	19.4%
<b>Business</b>			
2023 Estimated Total Businesses	309	3,297	8,140
2023 Estimated Total Employees	2,561	53,180	133,989
2023 Estimated Employee Population per Business	8.3	16.1	16.5
2023 Estimated Residential Population per Business	49.4	19.9	23.0

©2023, Sites USA, Chandler, Arizona, 480-491-1112 Demographic Source: Applied Geographic Solutions 4/2023, TIGER Geography - RS1